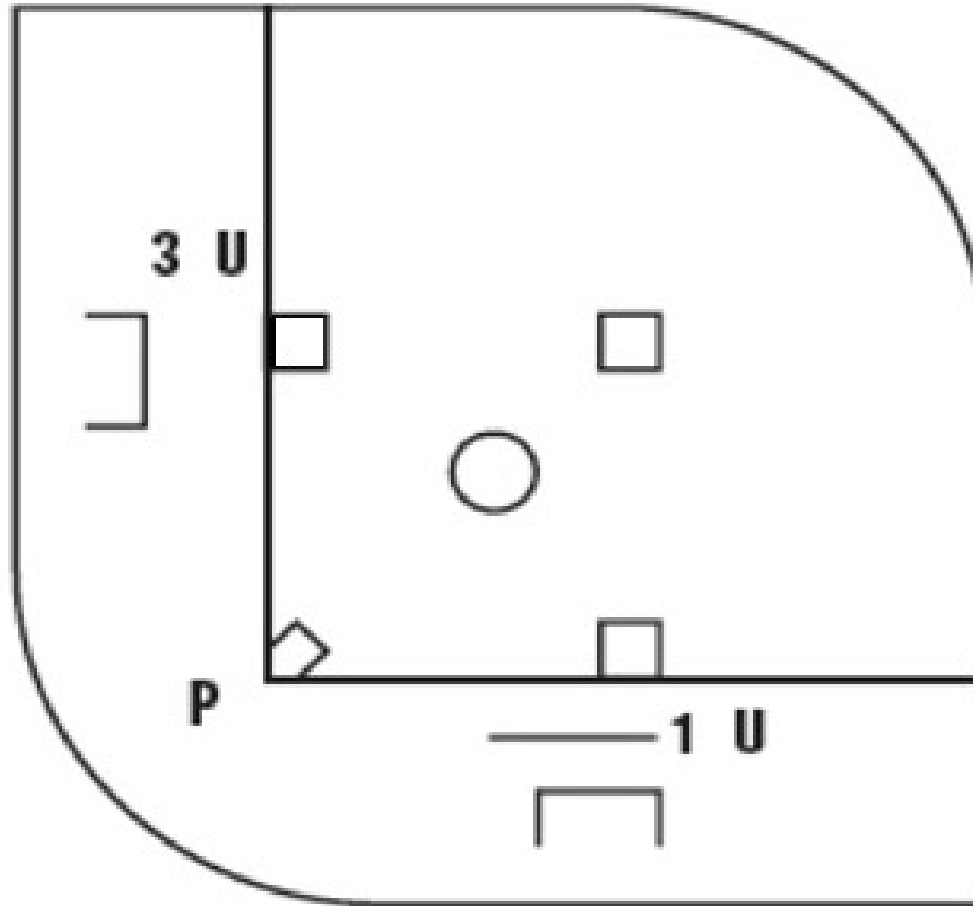


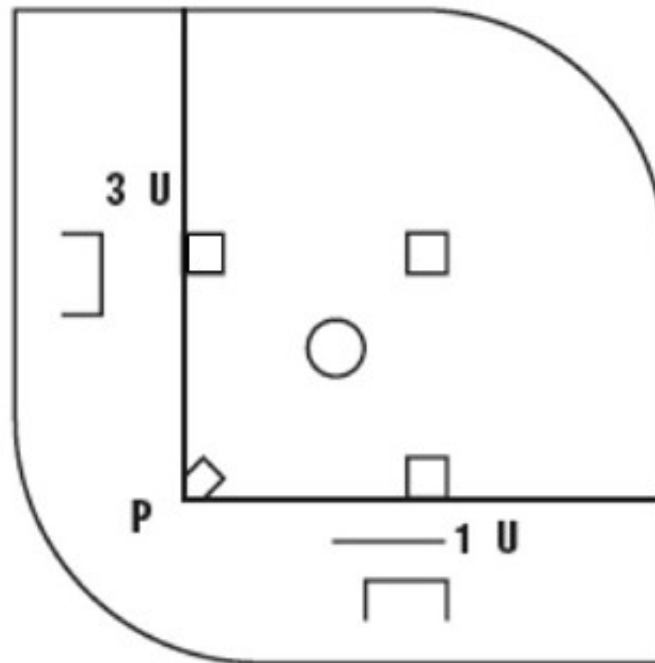
# 3 Man Softball Umpire Mechanics



# Four Basic Rules

## THREE UMPIRE SYSTEM

- 1) Rotation is always clockwise
- 2) When base umpire goes out to outfield, stays out until play is completed
- 3) When base umpire goes to outfield, it becomes a Two-Man System
- 4) When the umpires start from a counter-rotated position, no rotation

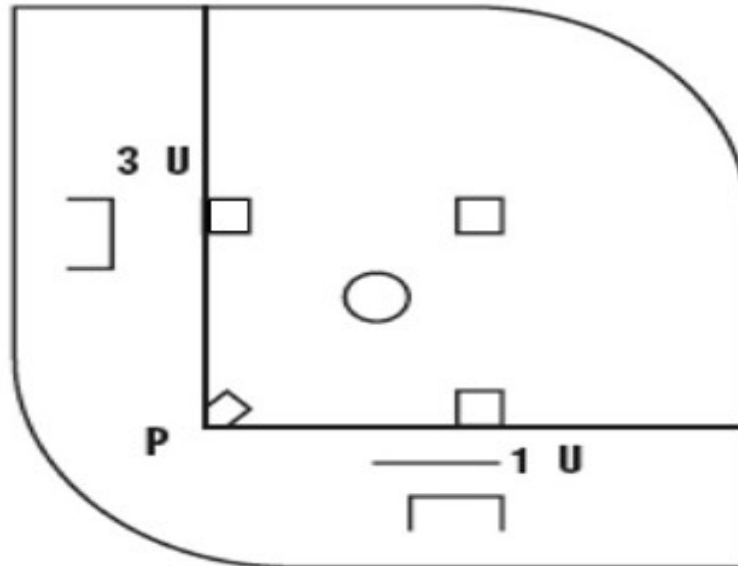


# Starting Positions

## THREE UMPIRE MECHANICS A Quick Study of the Basics Starting Positions

There are only three different positions you will ever be in at the start of the pitch

Standard Starting Position (No runners on)



# Starting Positions

## I. Standard Starting Position

### A. Use when there are no runners on

**P:** behind the plate.

**1U & 3U:** 18-21 feet down and close to the line, completely in foul territory in an upright, standing position. As the pitch is delivered, 1U and 3U take no more than two steps forward, ending in a ready-set position or on the proper push foot (the outside foot).

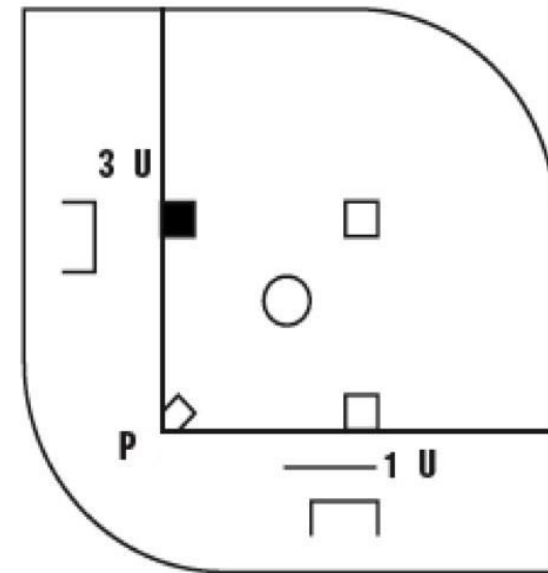
### Standard

### B. Use when there is a runner on third base only

**P:** behind the plate.

**1U:** 12-15 feet down and close to the line completely in foul territory in an upright standing position OR in a set position. If standing, as the pitch is delivered, take no more than two steps forward, ending in a ready-set position or on the proper push foot (the outside foot).

**3U:** in a set position 12-15 feet down the line, completely in foul territory. 3U is facing the plate and may be a step or so perpendicularly off the line.



# Starting Positions

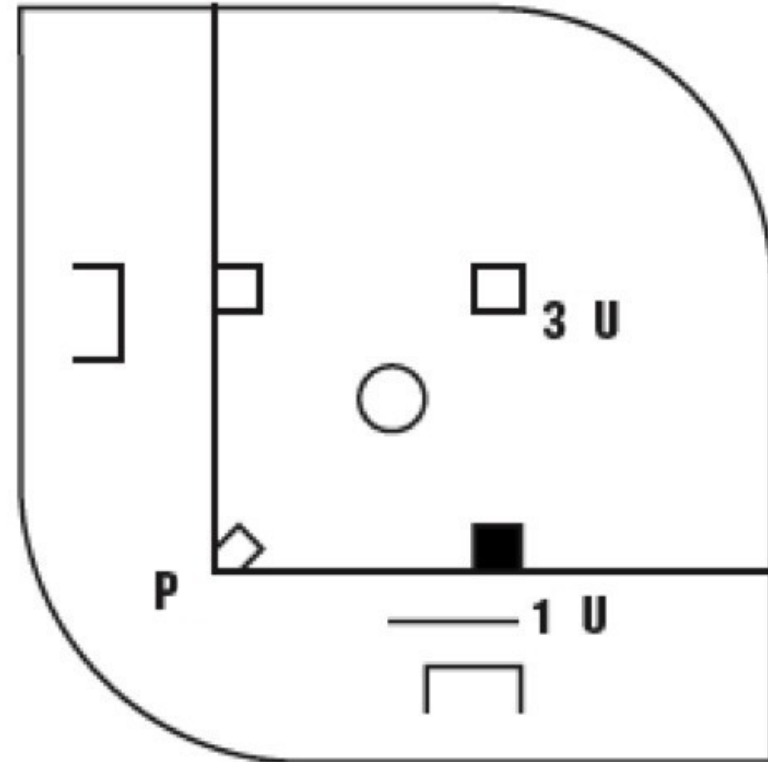
## 2. Rotated Starting Position

Use when there is a runner on first base only

**P:** behind the plate.

**1U:** in a set position 12-15 feet down and on the line, completely in foul territory, facing the plate.

**3U:** facing the plate in a set position 12-15 feet beyond second base on an imaginary line extending straight out towards right-center field from second base rotated



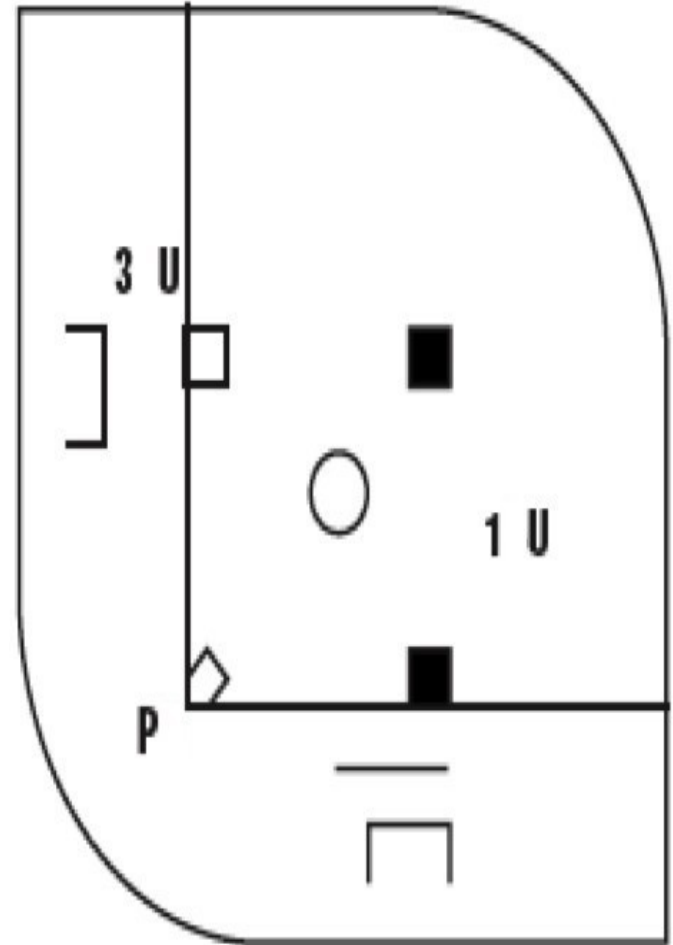
# Counter-rotated Starting Position

**A.** Use in every situation other than no one on, runner on first only or runner on third

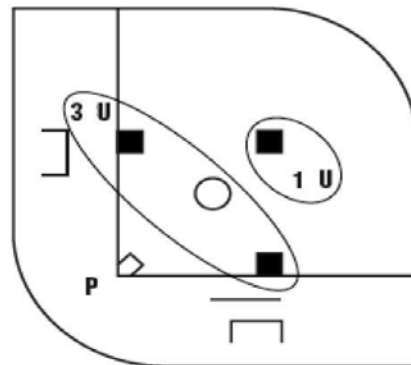
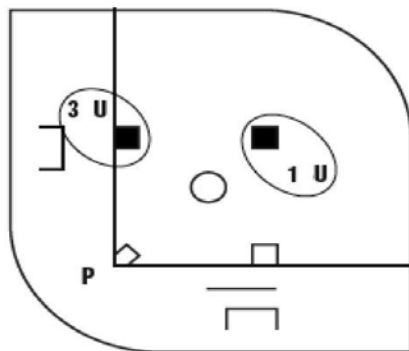
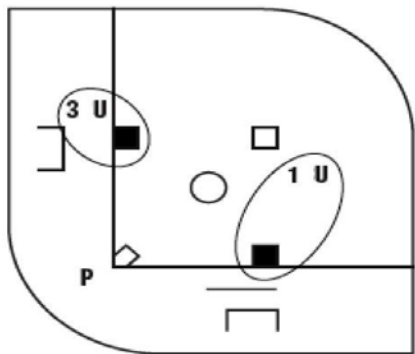
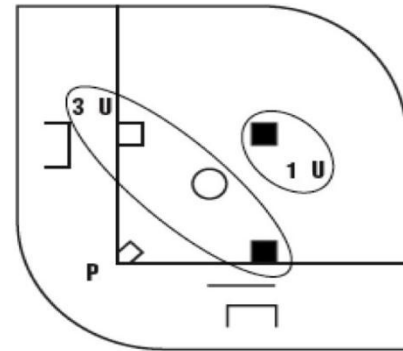
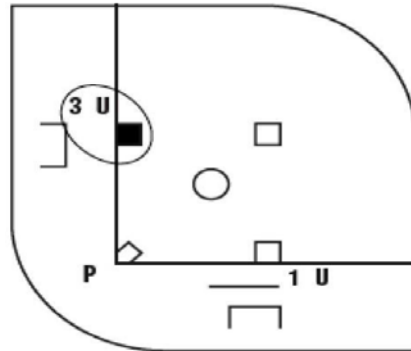
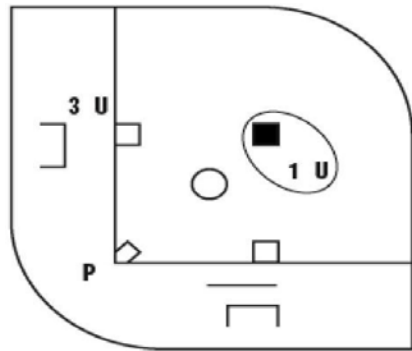
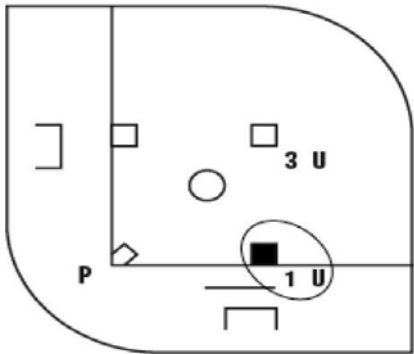
**PU:** behind the plate

**1U:** in a set position somewhere in the 30 feet between 15 feet from first base and 15 feet from second base, usually behind the second baseman, and optimally, no more than 15 feet from the baseline and facing the plate.

**3U:** Facing the plate in a set position 12-15 feet (depending on where the runners are) down and on the line from third base. With a runner on third, 3U may be a few steps perpendicularly off the line but still facing the plate. In this starting position, there is no rotation during the play.



# Umpire Responsibilities for Runners Leaving Before the Pitch is Released



# How and When Umpires Rotate

**Umpires always rotate in a clockwise motion**

## 1. Full Rotation

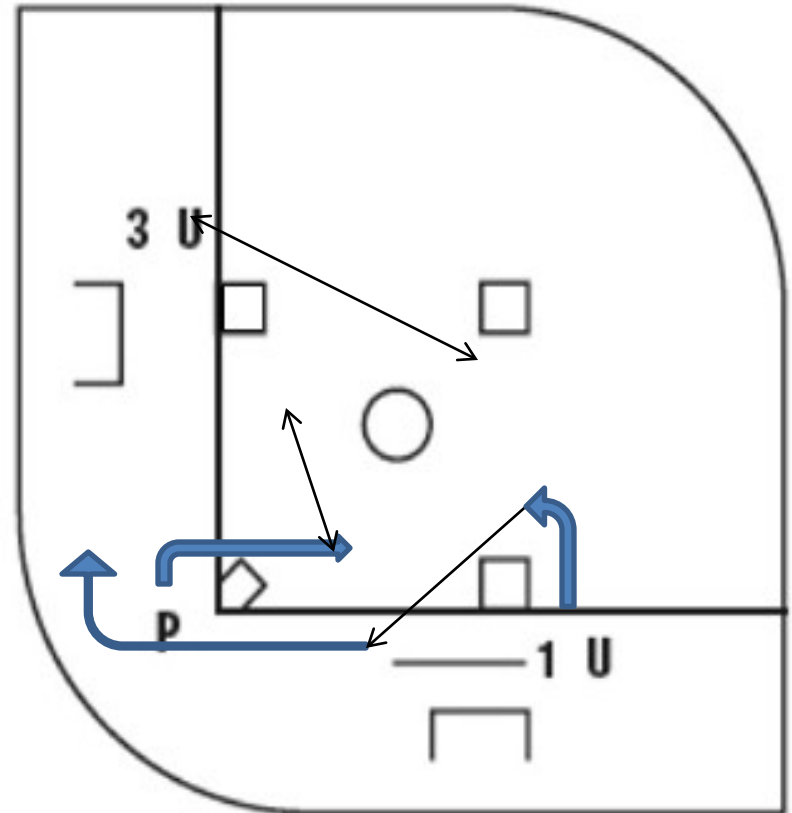
**Standard Starting Position with no runners on.**

**P:** Trail the batter runner no more than one-third of the way to first base and as the runner approaches second base, move across the diamond in front of the pitcher plate, close your distance, move to a primary position 10-12 feet from third base.

**1U:** **Pick up the ball and pivot** inside the diamond 10-12 feet. See the batter runner touch first base. When the runner approaches second base, move to the farthest back corner of the right-hand batter's box. Adjust to the play.

**3U:** move straight into the diamond to a primary position 10-12 feet from second base. When 1U rotates to the plate, 3U is responsible for all plays at 1<sup>st</sup> and

2<sup>nd</sup>.



**Note: Base Hit to the outfield**



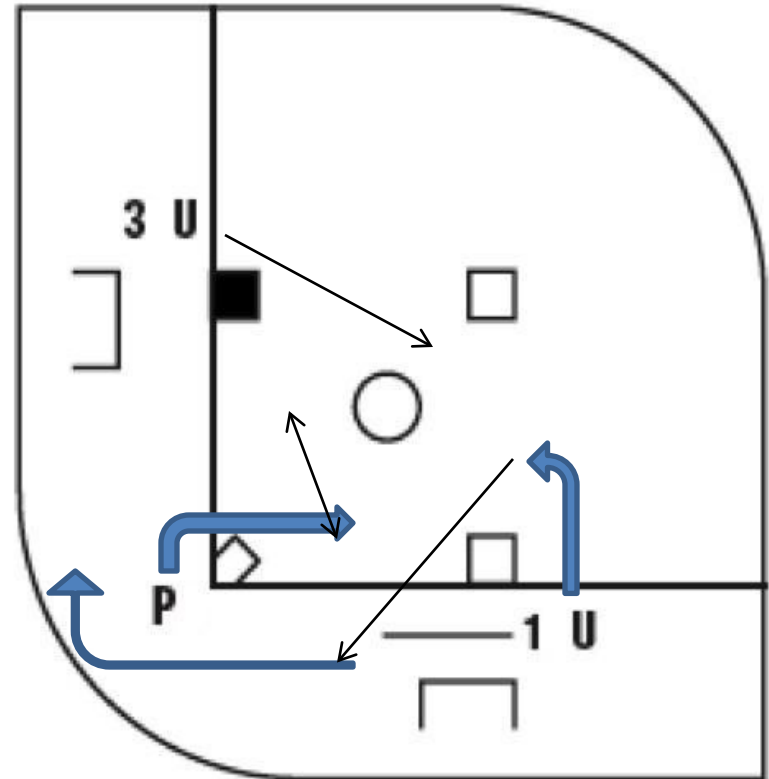
# How and When Umpires Rotate

**Use when in the Standard Starting Position with a runner on third only AND THAT RUNNER WILL SCORE WITH NO PLAY ON HER/HIM –**  
**If there is any chance of a play at 3<sup>rd</sup>, 3U must stay there and 1U must take BR to 2<sup>nd</sup>.**

**P:** Move from behind the plate and read the play. See R3 touch home and as batter-runner approaches second base rotate to third base in fair territory, move to a primary position 10-12 feet from third base.

**1U:** **Pick up the ball and pivot** inside the diamond 10-12 feet. See base runner touch first. When the BR advances beyond second base, rotate to home in foul ground to the farthest back corner of the right-hand batter's box. Adjust to play.

**3U:** Move straight into the diamond to a primary position 10-12 feet from second base. When 1U rotates to the plate, 3U responsible for 1<sup>st</sup> and 2<sup>nd</sup>.



**Note: Base Hit to the outfield**

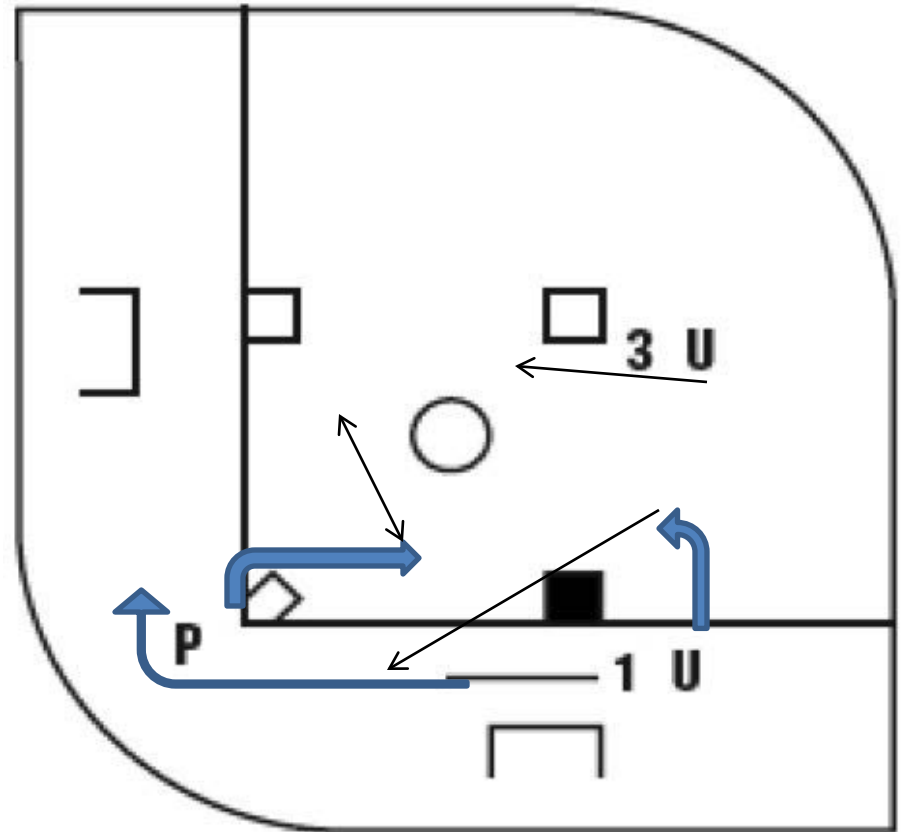
# Partial Rotation – Only the P and I U Rotate

**A.** Use when in the Rotated Starting Position  
**No umpire is ever part of a rotation if his/her starting position is off the line**

**PU:** Trail the batter-runner no more than one-third of the way to first base in fair territory. As the lead runner approaches second base, move directly to a primary position 10-12 feet from third base.

**1U:** Pick up the ball and pivot inside the diamond 10-12 feet. See BR touch first. When R1 approaches second base, rotate to home at a minimum 8-10 feet from home plate to the farthest back corner of the right-hand batter's box. Adjust to play.

**3U:** Pivot inside the diamond to a primary position 10-12 feet from second base and see R1 touch second. When 1U rotates to the plate, 3U is responsible for all plays at 1<sup>st</sup> and 2<sup>nd</sup>.



**Note: Base Hit to the outfield**

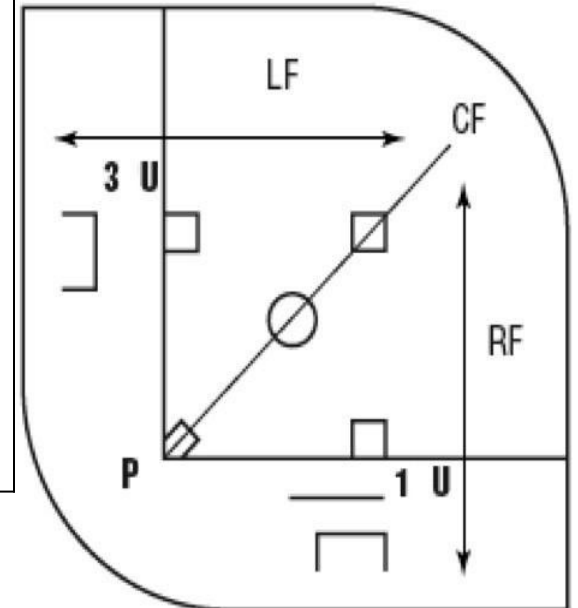
# Fly Ball Coverage – Chasing

## I. From the Standard Starting Position

According to the  
**NHSUA**

***BASE UMPIRES MUST GO OUT ON  
ALL FLY BALLS!!!!***

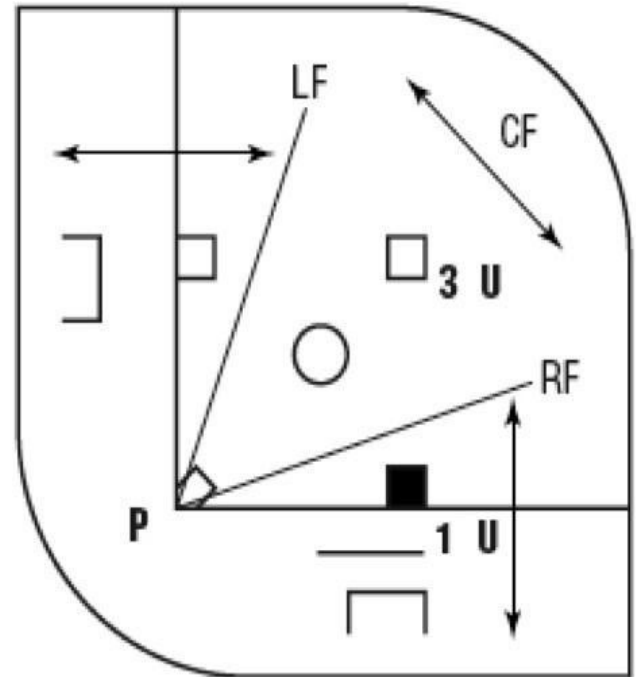
- U1** Covers CF toward RF and Dead Ball area
- U3** Covers CF toward LF and Dead Ball area
- PU** Calls all Fly Balls when no umpires chases



# Fly Ball Coverage - Chasing

## 2. From the Rotated Starting Position

Chase parallel to the flight (path) of the ball  
**UNLESS** you will need to judge fair/foul.  
If you will need to judge fair/foul, chase down the line.  
Always be stopped to see the catch/no catch and to  
render your judgment.



# Fly Ball Coverage - Chasing

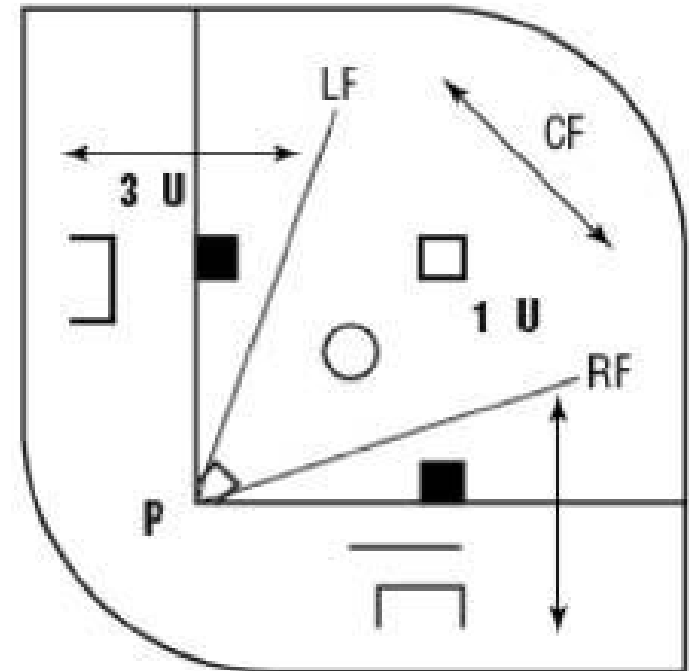
## 3. From the Counter-rotated Starting Position

When an umpire chases, we are working with two umpires. Usually, but not always, we revert to the two umpire system.








For instance, when 1U chases with no one on, P covers 1st and 3U rotates into 2nd.

When the BR advances to 2nd, P goes back to the plate and 3U takes the runner to 3<sup>rd</sup> if needed.

In this starting position, there is no rotation during the play.



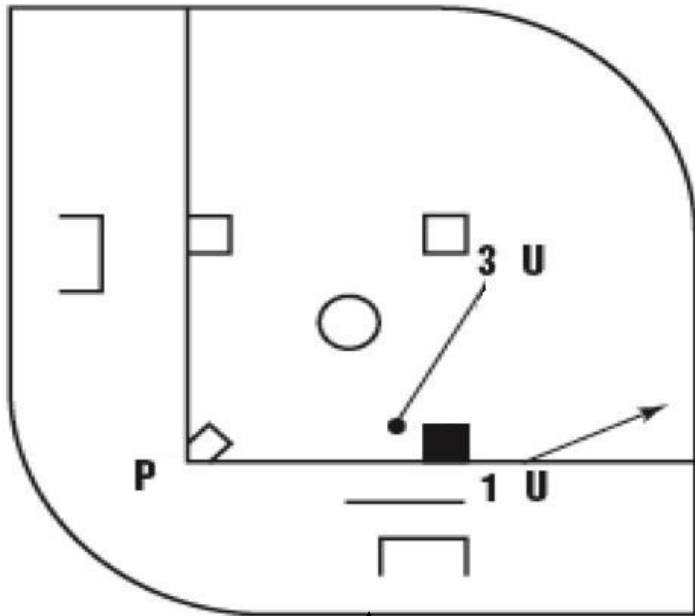
# Tag Up Responsibilities When NO Umpire Chases

Runner on First		1U has the tag-up at first
Runner on Second		1U has the tag-up at second
Runner on Third		3U has the tag-up at third
Runners on First and Second		1U has tag-up at first 3U has tag-up at second
Runners on First and Third		1U has tag-up at first 3U has tag-up at third
Runners on Second and Third		1U has tag-up at second 3U has tag-up at third
Bases Loaded		1U has tag-ups at first & second 3U has tag-up at third

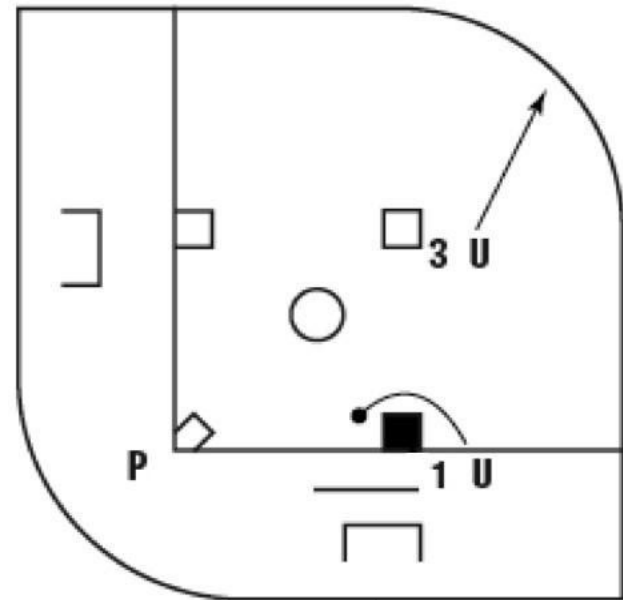
**NOTE: Plate Umpire has no tag-up responsibilities if no umpire chases**

# Tag Up Responsibilities When One Umpire Chases

Runner on 1st only



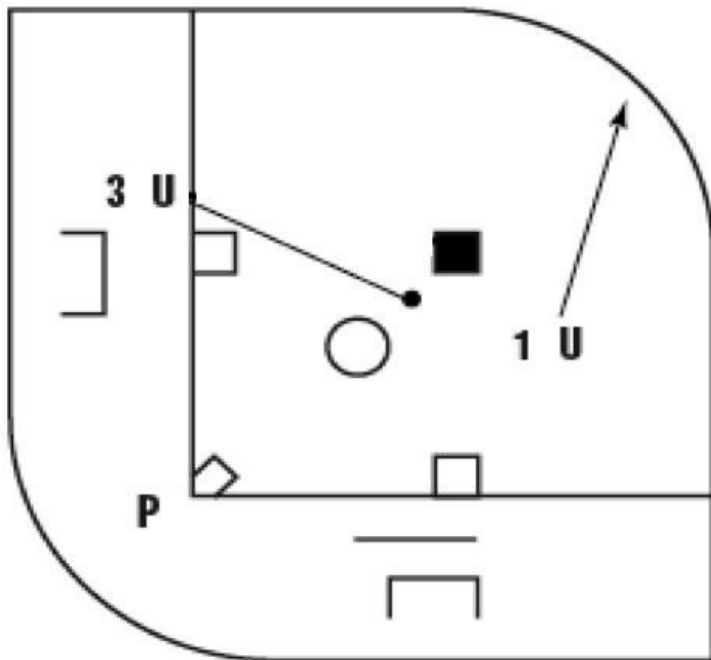
1U Chases  
3U has 1st



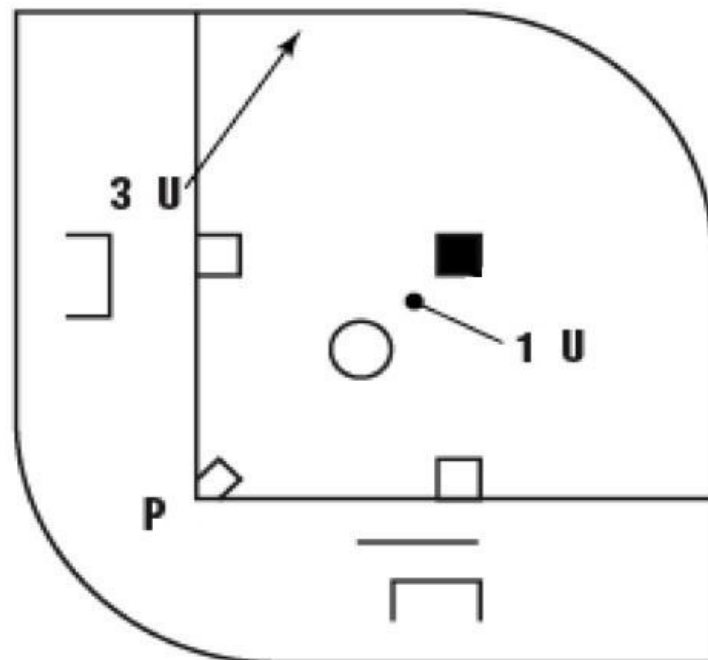
3U Chases  
1U has 1st

# Tag Up Responsibilities When One Umpire Chases

Runner on 2<sup>nd</sup> only



1U Chases  
3U has 2nd

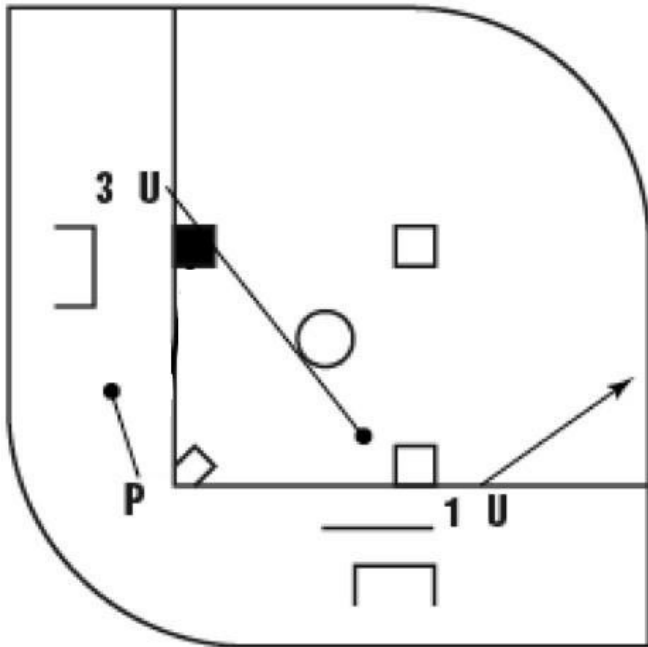


3U Chases  
1U has 2nd

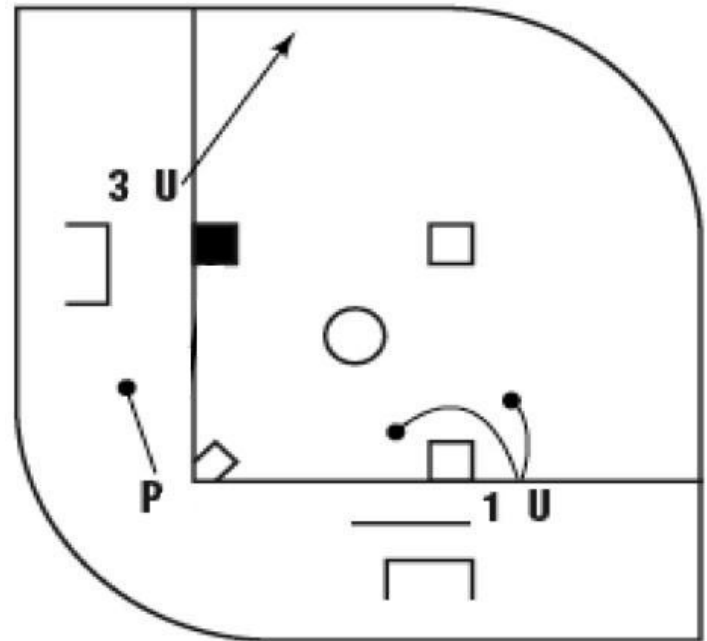


# Tag Up Responsibilities When One Umpire Chases

Runner on 3rd only



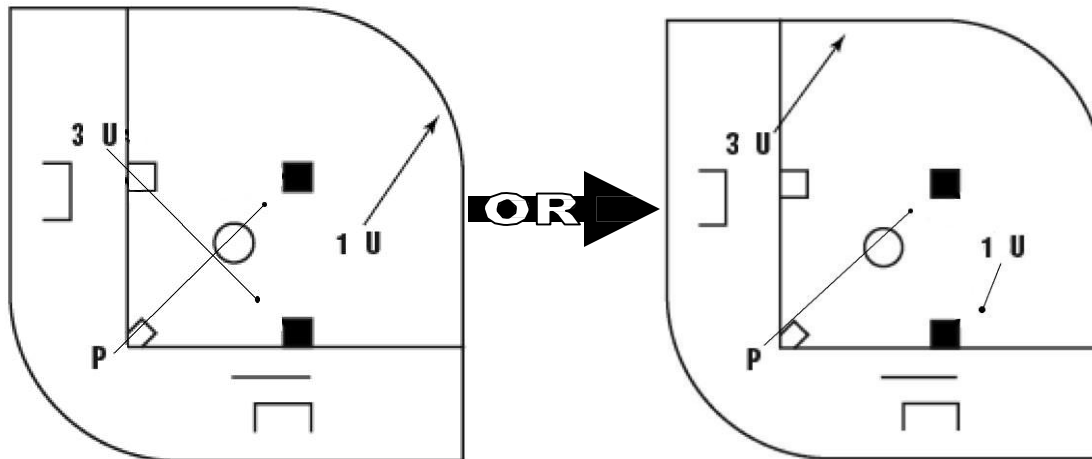
1U Chases  
3U has 1<sup>st</sup> and 2<sup>nd</sup>  
P has 3rd



3U Chases  
1U has 1<sup>st</sup> and 2<sup>nd</sup>  
P has 3rd

# Tag Up Responsibilities When One Umpire Chases

Runners on 1<sup>st</sup> & 2<sup>nd</sup>



1U chases

P has tag-up at 2nd

3U has tag-up at 1st

**OR**

3U chases

**P** has tag-up at 2nd

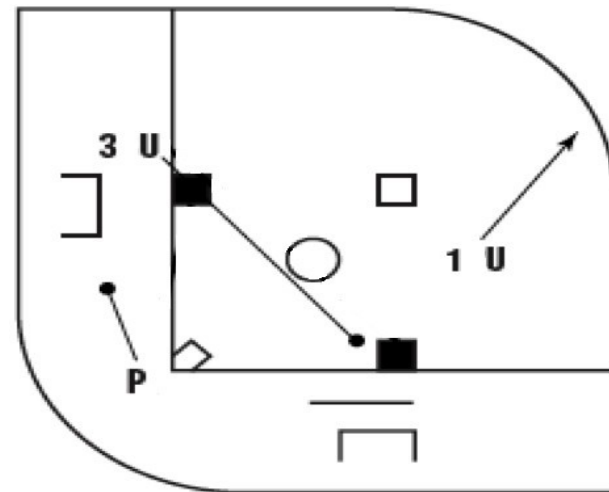
1U has tag-up at 1st

Runner on 2nd only

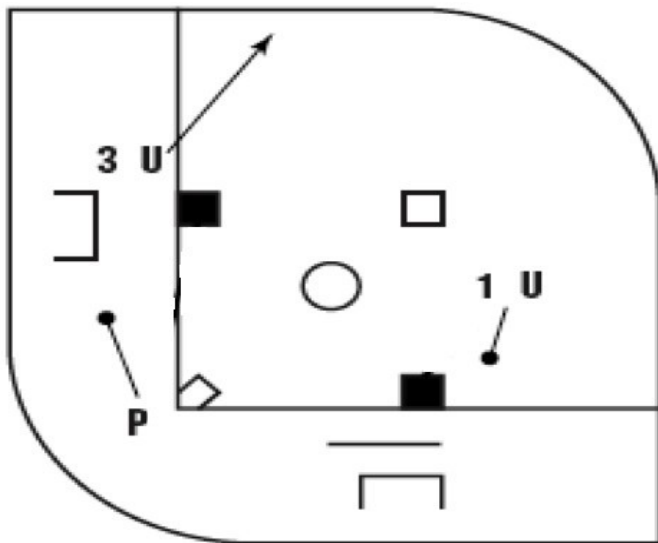
# Tag Up Responsibilities When One Umpire Chases

Runners on 1<sup>st</sup> & 3<sup>rd</sup>

1U Chases  
P has 3<sup>rd</sup>  
3U has 1<sup>st</sup>



3U Chases  
P has 3<sup>rd</sup>  
1U has 1<sup>st</sup>

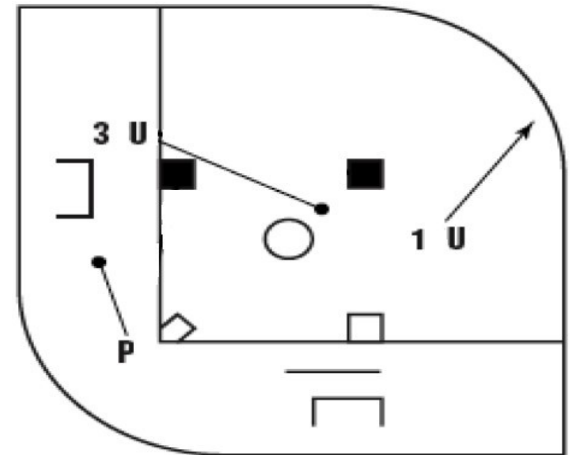


**NOTE: 3U NEVER has a tag-up at 3<sup>rd</sup> if 1U chases**

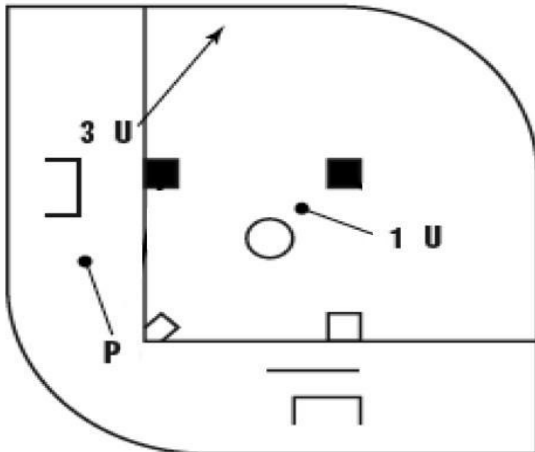
# Tag Up Responsibilities When One Umpire Chases

Runners on 2nd & 3rd

1U Chases  
P has 3rd  
3U has 2nd



3U Chases  
P has 3rd  
1U has 2nd

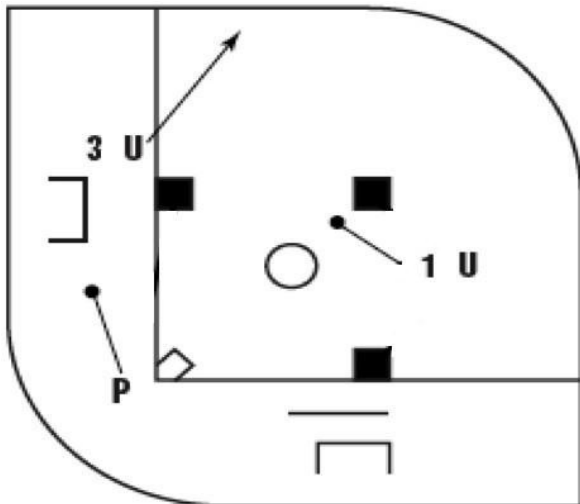
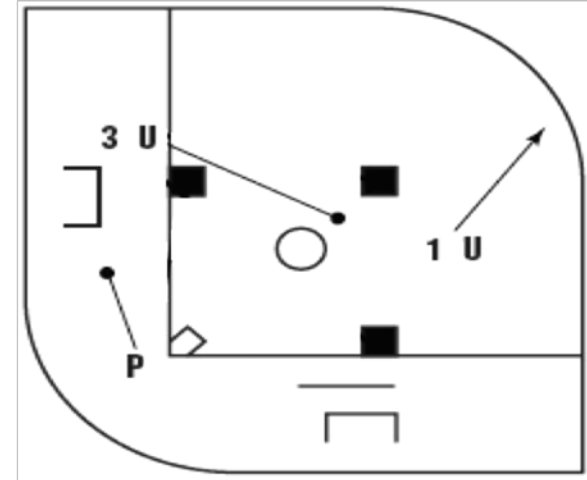


**NOTE: 3U NEVER has a tag-up at 3rd if 1U chases**

# Tag Up Responsibilities When One Umpire Chases

## Bases Loaded

1U Chases  
P has 3rd  
3U has 1st & 2nd



3U Chases  
P has 3rd  
1U has 1st & 2nd

**NOTE: 3U NEVER has a tag-up at 3rd if 1U chases**

# Between Innings Position

After the third out, 3U brushes off the pitcher's plate, unless 3U chased on the last play, then 1U brushes off the pitcher's plate.

Between innings the base umpires stand about 15 feet off the line in fair territory beyond 1st & 3<sup>rd</sup> bases at about the grass, facing home plate.

The plate umpire stays 15 to 20 feet from home plate facing the infield on the side of the team entering on defense.