

# THREE UMPIRE MECHANICS

## A Quick Study of the Basics

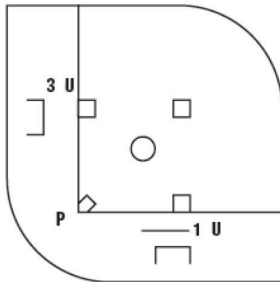
### Starting Positions

There are only three different positions you will ever be in at the start of the pitch

1. Standard position
2. Rotated position
3. Counter-rotated position

#### 1. Standard Starting Position

**A.** Use when there are no runners on



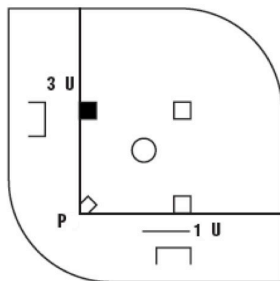
Standard

**P:** behind the plate.

**1U & 3U:** 18-20 feet down and close to the line, completely in foul territory in an upright, standing position.

As the pitch is delivered, 1U and 3U take no more than two steps forward, ending in a ready-set position or on the proper push foot (the outside foot).

**B.** Use when there is a runner on third base only



Standard

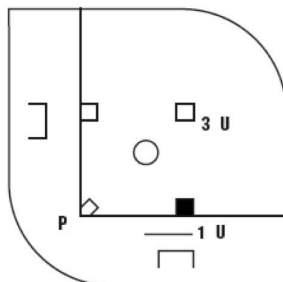
**P:** behind the plate.

**1U:** 18-20 feet down and close to the line completely in foul territory in an upright standing position OR in a set position. If standing, as the pitch is delivered, take no more than two steps forward, ending in a ready-set position or on the proper push foot (the outside foot).

**3U:** in a set position 8-10 feet down the line, completely in foul territory. 3U is facing the plate and may be a step or so perpendicularly off the line.

#### 2. Rotated Starting Position

**A.** Use when there is a runner on first base only



Rotated

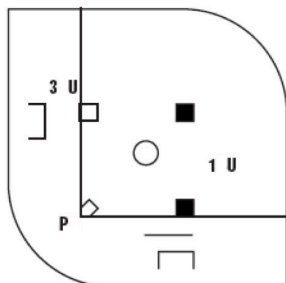
**P:** behind the plate.

**1U:** in a set position 8-10 feet down and on the line, completely in foul territory, facing the plate.

**3U:** facing the plate in a set position 10-12 feet beyond second base on an imaginary line extending straight out towards right-center field from second base

### 3. Counter-rotated Starting Position

- A.** Use in every situation other than no one on, runner on first only or runner on third only as in 1 and 2 above



Counter-rotated

**PU:** behind the plate

**1U:** in a set position somewhere in the 30 feet between 15 feet from first base and 15 feet from second base, usually behind the second baseman, and optimally, no more than 15 feet from the baseline and facing the plate.

**3U:** facing the plate in a set position 8-12 feet (depending on where the runners are) down and on the line from third base. With a runner on third, 3U may be a few steps perpendicularly off the line but still facing the plate.

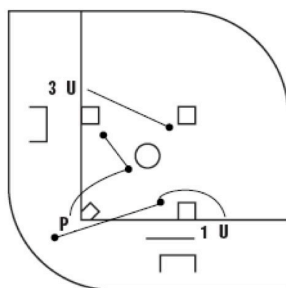
### How and When Umpires Rotate

Umpires always rotate in a clockwise motion

1. Full Rotation
2. Partial Rotation

#### 1. Full Rotation

- A.** Use when in the Standard Starting Position with no one on



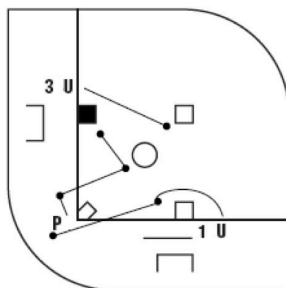
**P:** move out to in front of the pitching circle and as the runner approaches second base, move to a primary position 8-10 feet from third base.

**1U:** pivot inside the diamond 10 feet beyond the baseline and about 10 feet away from the foul line. See the batter-runner touch first base. When the runner advances beyond second base, move to a point-of-the-plate holding position at home. Adjust to the play.

**3U:** move straight into the diamond to a primary position 8-10 feet from second base. When 1U rotates to the plate, 3U is responsible for all plays at first or second.

- B.** Use when in the Standard Starting Position with a runner on third only

**AND THAT RUNNER WILL SCORE WITH NO PLAY ON HER/HIM** - if there is ANY chance of a play at 3rd, 3U must stay there and 1U must take BR to 2nd.



**P:** see R3 touch home, then move out to in front of the pitching circle and as the BR approaches second base, move to a primary position 8-10 feet from third base.

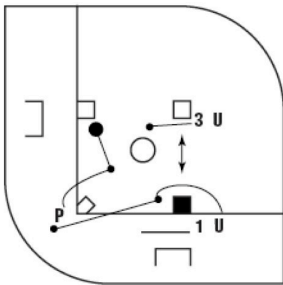
**1U:** pivot inside the diamond 10 feet beyond the baseline and about 10 feet away from the foul line. See BR touch first. When the BR advances beyond second base, move to a point-of-the-plate holding position at home. Adjust to play.

**3U:** move straight into the diamond to a primary position 8-10 feet from second base. When 1U rotates to the plate, 3U is responsible for all plays at first or second.

## 2. Partial Rotation - Only the P and 1U Rotate

### A. Use when in the Rotated Starting Position

**No umpire is ever part of a rotation if his/her starting position is off the line**



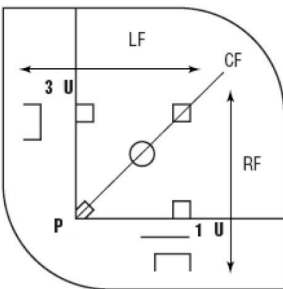
**PU:** move out towards the pitching circle and as the R1 approaches second base, move to a primary position 8-10 feet from third base.

**1U:** pivot inside the diamond 10 feet beyond the baseline and about 10 feet away from the foul line. See BR touch first. When R1 advances beyond second base, move to a point-of-the-plate holding position at home. Adjust to play.

**3U:** pivot inside the diamond to a primary position 8-10 feet from second base and see R1 touch second. When 1U rotates to the plate, 3U is responsible for all plays at first and second.

## Fly Ball Coverage - Chasing

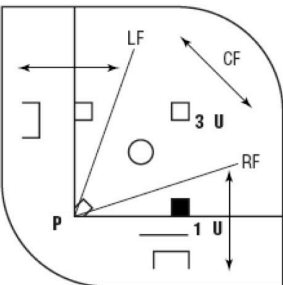
### 1. From the Standard Starting Position



Chase when:

- Ball is close to fence
- More than one fielder is going for the ball
- It looks like trouble:
  - Short hop
  - Back pedaling
  - Diving

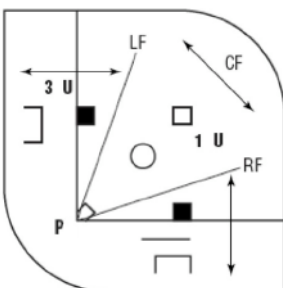
### 2. From the Rotated Starting Position



Chase parallel to the flight (path) of the ball **UNLESS** you will need to judge fair/foul. If you will need to judge fair/foul, chase down the line.

Always be stopped to see the catch/no catch and to render your judgment.

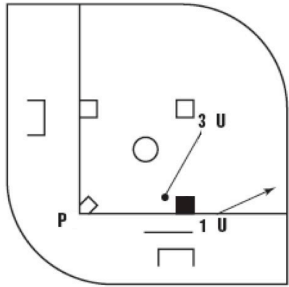
### 3. From the Counter-rotated Starting Position



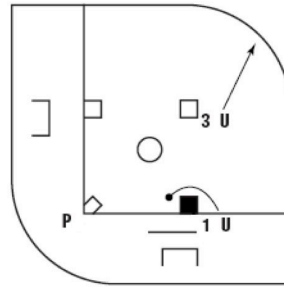
When an umpire chases, we are working with two umpires. Usually, but not always, we revert to the two umpire system.

For instance, when 1U chases with no one on, P covers 1st and 3U rotates into 2nd. When the BR advances to 2nd, P goes back to the plate and 3U takes the runner to 3rd if needed.

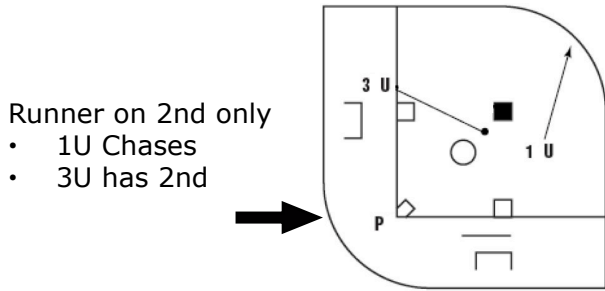
## Tag Up Responsibilities When One Umpire Chases



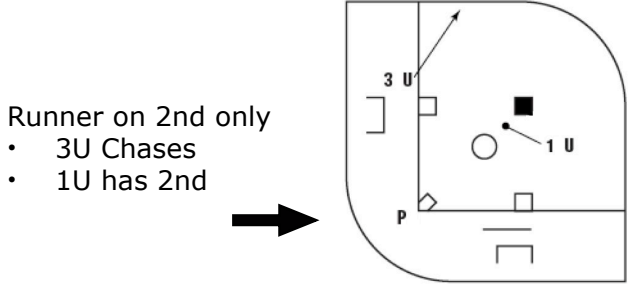
Runner on 1st only  
 • 1U Chases  
 • 3U has 1st



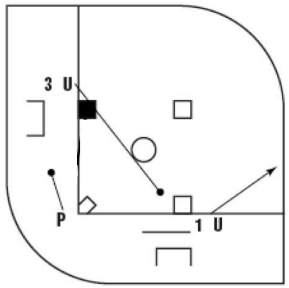
Runner on 1st only  
 • 3U Chases  
 • 1U has 1st



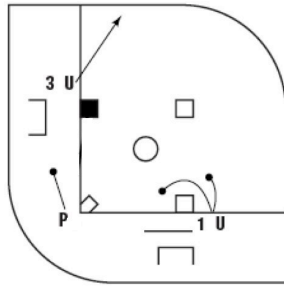
Runner on 2nd only  
 • 1U Chases  
 • 3U has 2nd



Runner on 2nd only  
 • 3U Chases  
 • 1U has 2nd



Runner on 3rd only  
 • 1U Chases  
 • P has 3rd  
 • 3U has 1st & 2nd



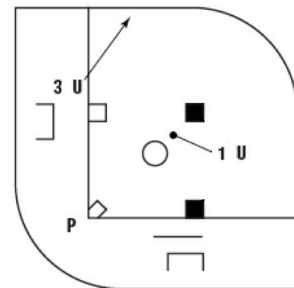
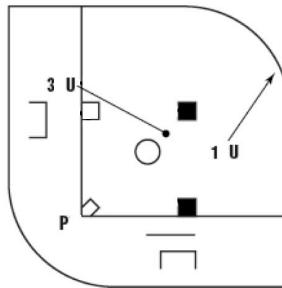
Runner on 3rd only  
 • 3U Chases  
 • P has 3rd  
 • 1U has 1st & 2nd

### Option A

#### Runners on 1st & 2nd

#### Option A:

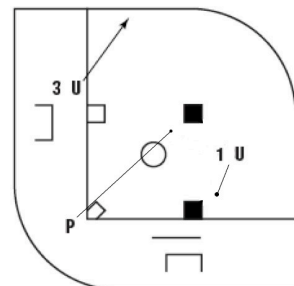
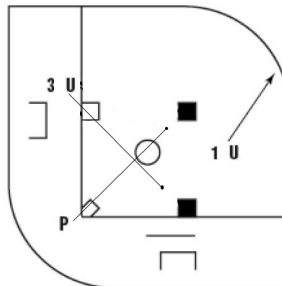
- 1U chases
- 3U has 1st & 2nd
- OR**
- 3U chases
- 1U has 1st & 2nd



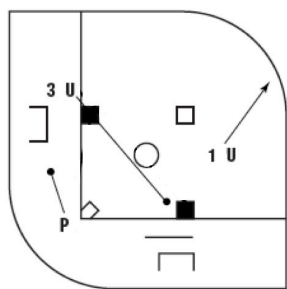
### Option B

#### Option B:

- 1U chases
- P has tag-up at 2nd
- 3U has tag-up at 1st
- OR**
- 3U chases
- P has tag-up at 2nd
- 1U has tag-up at 1st

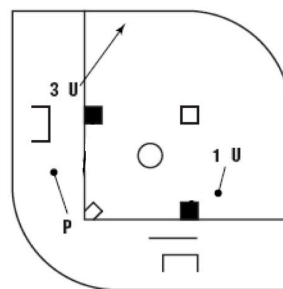


## Tag Up Responsibilities When One Umpire Chases (continued)



Runners on 1st & 3rd

- 1U Chases
- P has 3rd
- 3U has 1st

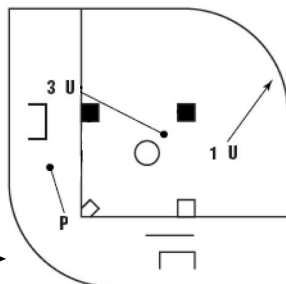


Runners on 1st & 3rd

- 3U Chases
- P has 3rd
- 1U has 1st

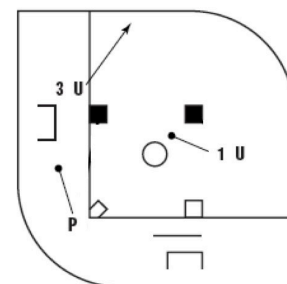
Runners on 2nd & 3rd

- 1U Chases
- P has 3rd
- 3U has 2nd

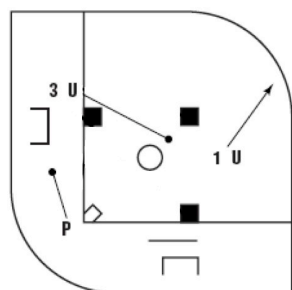


Runners on 2nd & 3rd

- 3U Chases
- P has 3rd
- 1U has 2nd

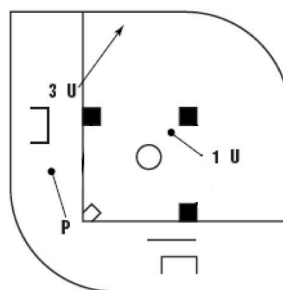


### **Tag Up Responsibilities When NO Umpire Chases**



Bases Loaded

- 1U Chases
- P has 3rd
- 3U has 1st & 2nd



Bases Loaded

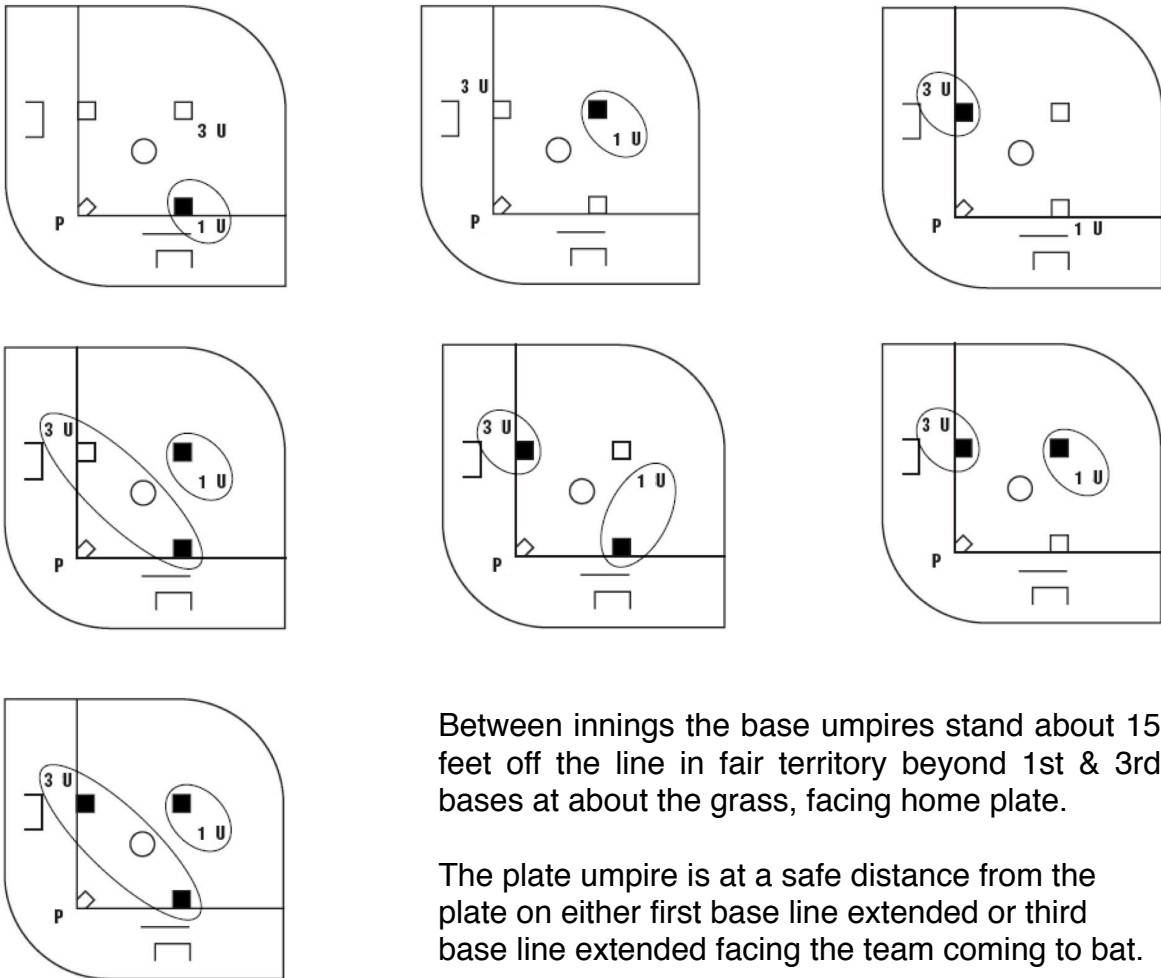
- 3U Chases
- P has 3rd
- 1U has 1st & 2nd

**NOTE:** 3U NEVER has a tag-up at 3rd if 1U chases

Runner Situation		Who's Got the Tag?
Runner on First	➡	1U has the tag-up at first
Runner on Second	➡	1U has the tag-up at second
Runner on Third	➡	3U has the tag-up at third
Runners on First and Second	Option A ➡	1U has both tag-ups
Runners on First and Second	Option B ➡	1U has tag-up at first 3U has tag-up at second
Runners on First and Third	➡	1U has tag-up at first 3U has tag-up at third
Runners on Second and Third	➡	1U has tag-up at second 3U has tag-up at third
Bases Loaded	➡	1U has tag-ups at first & second 3U has tag-up at third

**NOTE:** Plate Umpire has no tag-up responsibilities if no umpire chases

## Umpire Responsibilities for Runners Leaving Before the Pitch is Released



The three umpire system is a wonderful system to work. It provides many luxuries and advantages over the two umpire system. There are times, especially at third base, where the umpire may need to take only one or two steps to get the best position.

Learn each position. Use disciplined and controlled movements. Know why you move and make all your moves efficient.

The umpire closest to the interference or obstruction is responsible for calling it.

Before EVERY pitch, remind yourself of and prepare yourself for, what you will do on the next batted ball or the next play. Ask yourself in advance:

- What is my area of fly ball coverage?
- Where do I go if my partner chases?
- Where do I go on a hit to the infield?
- Where do I go on a hit to the outfield?
- Where do I go on a pick-off or steal?